

# Adapt

Pivoting Table



## Description

Designed as an addition to the Adapt Lounge, the Adapt Pivoting Table can be easily installed on the underside of the lounge to provide a working table top surface, perfect for laptop use.

The table can pivot around the upright tube allowing the user to position the table as desired, as well as providing easy ingress/egress.

The table can be mounted on any Adapt Lounge module variation, either on the left or right hand side, or specific locations along the longer lounges.

## Available Finishes on Top



Black  
Powder Coated  
MDF



White  
Powder Coated  
MDF

## Available Finishes on Base



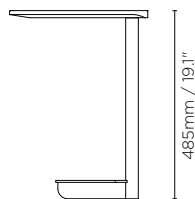
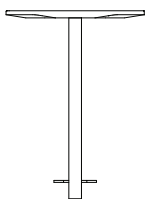
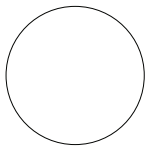
Black  
Powder Coat



White  
Powder Coat

## Dimensions

Ø350mm / 13.8"



Adapt Pivoting Table